



CROWN
BATTERY
SINCE 1926

POWER. DRIVEN.

The Power Behind Performance

Heavy Duty Golf & EV Batteries



**Taking more people to their game...
and work...than any other battery.**




Pure Power. Pure Performance.

Whether users count on their equipment for work, to play golf or to drive around their community, they expect performance on demand from their electric vehicle.

We do too. Crown Deep Cycle Batteries are designed, built and proven to perform longer and charge easier than competitive products. And they're engineered to withstand a lot more than running around the links all day – whatever the handicap behind the wheel.

That's why Crown Batteries are the choice of golf car and EV equipment specialists and owners alike.



Heavy Duty Golf & EV Battery Specifications

BCI Group	Model Description	Amp-Hour Capacity		Reserve Capacity Minutes			Physical Characteristics						Available Terminal		
		20-Hr Rate	5-Hr Rate	75-Amps	56-Amps	25-Amps	Length		Width		Height			Weight	
							Inches	mm	Inches	mm	Inches	mm	Lbs	Kgs	
6 VOLT COMMERCIAL DEEP CYCLE BATTERIES															
GC2	CR-205	205	170	105	—	365	10.25	260	7.06	179	10.94	278	56	25.4	STD
GC2	CR-220	220	180	110	—	385	10.25	260	7.06	179	10.94	278	60	27.2	STD, S
GC2	CR-235	235	185	122	—	450	10.25	260	7.06	179	10.94	278	63	28.6	STD, S
GC2	CR-240	240	195	135	—	485	10.25	260	7.06	179	10.94	278	68	30.8	STD
GC2H	CR-260	260	215	150	—	525	10.25	260	7.06	179	11.63	295	75	34.0	STD, S
8 VOLT COMMERCIAL DEEP CYCLE BATTERIES															
GC8	CR-150	150	120	65	90	250	10.31	262	7.06	179	10.82	275	60	27.2	STD
GC8	CR-165	165	140	82	117	304	10.31	262	7.06	179	10.82	275	64	29.0	STD
GC8	CR-190	190	155	95	135	353	10.31	262	7.06	179	10.82	275	69	31.3	STD
12 VOLT COMMERCIAL DEEP CYCLE BATTERIES															
GC12	CR-GC150	150	120	61	103	243	12.92	328	7.06	179	10.53	267	81	36.7	STD
GC12	CR-GC155	155	125	75	110	286	12.92	328	7.06	179	10.53	267	88	39.9	STD

• Rigid Connectors

Heavy-duty TTP, COS and Post connectors deliver maximum electrical efficiency and durability

• Advanced Engineering

Intelligent, yet robust construction features industry-firsts such as our all-new C-Force™ Active Mass and SolidCast™ plates which combine to accept charge more effectively, maintain it longer, and deliver on-demand power for your gear like nobody's business

• SolidCast™ Plates

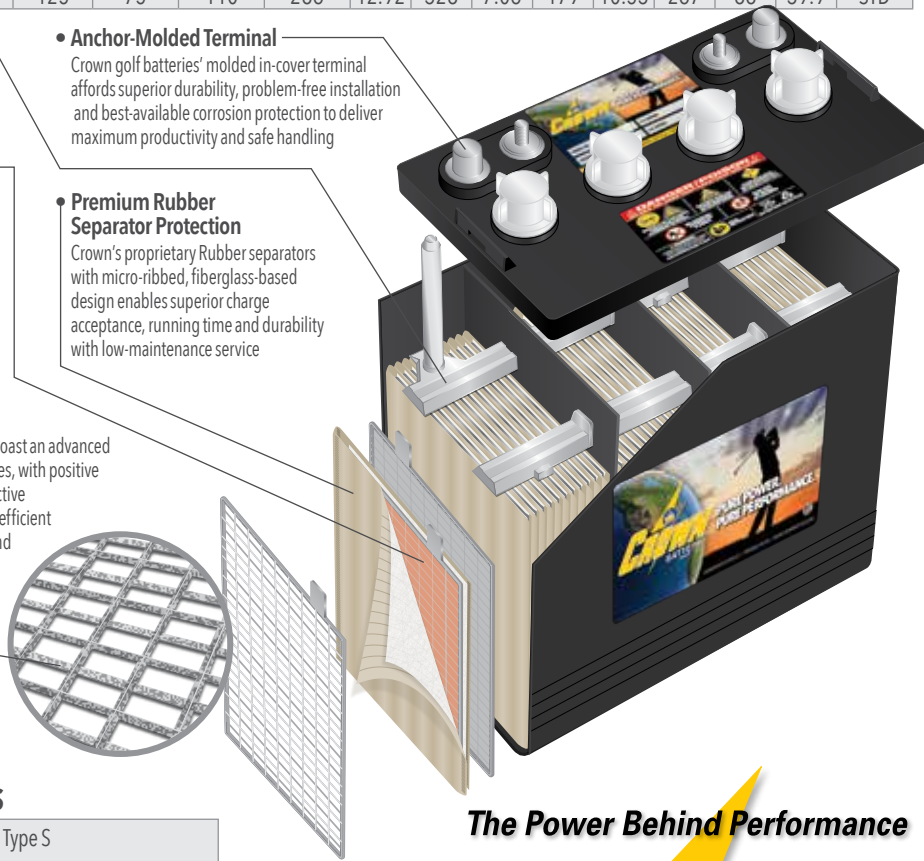
Our massive new SolidCast Plates boast an advanced grid architecture and ultra-thick wires, with positive plates now holding more C-Force Active Mass than ever – leading to highly efficient charging, longer discharge times and battery life, and extreme overall performance

• Anchor-Molded Terminal

Crown golf batteries' molded-in-cover terminal affords superior durability, problem-free installation and best-available corrosion protection to deliver maximum productivity and safe handling

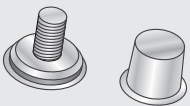
• Premium Rubber Separator Protection

Crown's proprietary Rubber separators with micro-ribbed, fiberglass-based design enables superior charge acceptance, running time and durability with low-maintenance service

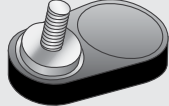


AVAILABLE TERMINALS

Standard Type

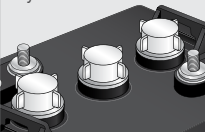


Type S

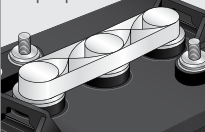


VENT CAP OPTIONS

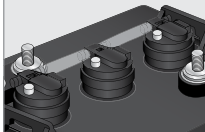
Bayonet - Standard



SnapCap



SPW Manifold Vent



The Power Behind Performance



1445 Majestic Drive | P.O. Box 990
 Fremont, OH 43420 USA
 +1.419.334.7181 | Fax +1.419.334.7124
www.crownbattery.com
commercial@crownbattery.com



CR-205



CR-220



CR-235



CR-260



CR-165



CR-GC155

Because Crown Battery is continually improving its products, specifications are subject to change without notice. The most current product information is listed on the seller's website at www.crownbattery.com. The information included on the website may amend and supersede the information in this brochure. Purchasers are encouraged to visit the website to view the most current information.